



Jerusalem Office
Tel.: +972-2-532 83 98
Fax: +972-2-581 96 65
Email: info@fespal.org
Web: www.fespal.org



PO Box: 25047 – Jerusalem
2976557 Fax: 02-2976555 Tel. 02-
Email: poll@jmcc.org
Website: www.jmcc.org

Public Opinion Poll _81_ April 2014

Conducted by the Jerusalem Media and Communication Centre

Majority opposes extending negotiations and majority supports extending them in exchange for Oslo prisoners
Barghouthi most popular figure to run for election in which President Abbas is not a candidate
Plurality sympathizes with President Abbas over Dahlan
Division in satisfaction with performance of the PA
Large majority has negative view of Kerry's performance; dissatisfaction with performance of Obama Administration

A public opinion poll conducted by the Jerusalem Media and Communication Centre (JMCC) in mid-April 2014 showed a significant discrepancy in public opinion on the subject of extending the negotiations. The majority of Palestinians, 52.4%, said they objected to any extension after the nine-month period as opposed to 39.6% who said they supported an extension. When the respondents were asked the same question but this time linking an extension with the release of the fourth group of pre-Oslo prisoners, the majority, 62%, said they supported an extension if the prisoners were released, while 30.1% said they opposed it.

When respondents were asked about the best options currently being discussed regarding the negotiations, 34.7% said they supported extending negotiations and going to the UN at the same time, as opposed to 33.4% who said they supported a halt to the negotiations and going to the UN; 19.9% said they supported a continuation of negotiations without going to the UN.

National Unity

Respondents were split over the possibility that the dialogue between Fatah and Hamas could result in the formation of a national unity government. While 47.3% said they expected this to happen, 46.4% said the opposite.

Marwan Barghouthi

In regards to the popularity of factions and leaders, the poll showed that if presidential elections were held and President Abbas was not a candidate, 20.4% of respondents would favor Marwan Barghouthi as a candidate for the post while 10.3% said they preferred Ismail Haniyeh; the majority of those polled (47.2%) said they did not know or did not have an answer.

As for which Palestinian figure is most trusted by the people, 25.2% said they trusted President Abbas, 13.5% said they trusted Haniyeh and 10% said they trusted Marwan Barghouthi; the plurality of those polled (28.4%) said they did not trust anyone. In regards to the political faction they trust most, 41.7% said they trusted Fatah while 16.8% said they trusted Hamas; the majority of those polled (28.5%) said they did not trust any faction.

Dahlan

It is clear that respondents sympathized more with President Mahmoud Abbas in his dispute with Mohammed Dahlan. Respondents were asked the question who they felt more sympathetic towards. 37.1% said they were more sympathetic towards President Abbas as opposed to only 5.4% who said they sympathized more with Dahlan. However, 46.1% said they did not sympathize with either.

Solutions to the conflict

In regards to solutions to the Palestinian cause in general and to a number of sensitive subjects in particular such as Jerusalem and refugees, the majority of respondents to this poll, 48.7% still said they supported the two-state solution. 52.4% supported the two-state solution in the March 2013 poll and 49.5% in the May 2012 poll. The solution of a binational state was the second choice of the public, with 18.8% in support of it in this poll, while 23.4% supported it in the March 2013 poll and 25.9% supported it in the May 2012 poll.

As for the best solution to the issue of Jerusalem, the majority of respondents, 39.8%, said it was to have East Jerusalem as the capital of a Palestinian state with West Jerusalem as the capital of Israel. This is opposed to 22.6% who favored the option of a unified Jerusalem as the capital of the Palestinian state, while 13.9% said they would prefer it to be an international city. As for the refugee issue, the majority, 66.8% favored their return to their original homes, while 9.5% said they supported their return to an independent Palestinian state.

With regards to the best method of achieving the goals of the Palestinian people in ending the occupation and establishing their state, 39.1% supported negotiations as the best method. The public was equally split on the option of resistance, whereby 26.3% said they favored peaceful resistance and 26% said they favored armed resistance.

The poll also showed a consistently high level of pessimism among the public regarding the possibility of achieving a peaceful settlement to the Arab-Israeli conflict. 63.1% said in this poll that they were pessimistic while 70.2% said they were pessimistic in the November 2012 poll and 64.6% in the April 2011 poll.

Performance of the PA

The poll showed a drop in the level of satisfaction towards the PA's performance, decreasing from 67.6% in November 2011 to 61.6% in November 2013, and to 56% in this poll. As for the performance of the current government headed by Rami al-Hamdallah in comparison to previous governments, the plurality, 38.8%, said it had not changed.

As to whether Rami al-Hamdallah's current government has assisted in pushing the current PA reform process forward, 42.3% said it did not have any influence on the current reform process, 27.9% said it assisted in pushing the reform process forward and 12% said it pushed the reform process backward.

Performance of the US

In regards to the performance of US Secretary of State John Kerry and his role in sponsoring the negotiations, 73.8% said his performance was bad while 15.2% said it was good. As for the performance of the US Administration towards the Middle East, 51.7% of respondents said there was no change in its dealings with the Middle East's problems, while 33.6% said there was regression in its dealings, and 7.0% said it had improved.

Methodology:

A random sample of **1200** people over the age of 18 was interviewed face-to-face throughout the West Bank and Gaza Strip between 9th and 14th of April 2014. The interviews were conducted in randomly selected homes, and the subjects inside each home were also selected randomly according to Kish tables. The interviews were conducted in 130 sampling points chosen randomly according to population.

In the West Bank **750** people were surveyed from the following areas:

Hebron : Dura, Hebron, Taffuh, Beit 'Awwa, Yatta, Beit Ummar, Beit Kahil, Adu-hiriya, Kurza, Karma, Al-'Arrub refugee camp. **Jenin**: Qabatiya, Al-Yamun, Kafr Ra'l, Silat adh-daher, Meithalun, Az-Zababidah, Al-Tayba, Jablabun, Jenin refugee camp. **Tubas**: Aqqaba, Wadi al-Far'a. **Ramallah & al-Bireh**: Silwad, Der al-Ghosson, Ramallah, Al-Bireh, Beit Liqiya, Ras Karkar, Khirbet abu falah, Al-Tira, Yabrud, Al-Jalazun refugee camp. **Jericho**: Jericho, al-Jiftlik. **Jerusalem** : Anata, Hizma, Birnabala, Jaba', Beit Hanina, Shu'fat, Old City, Al-Issawiyeh, Ras al Amoud, Qalandia refugee camp. **Bethlehem**: Nahalin, Bethlehem, Beit Fajjar, Beit Jala, Battir, Ad-duheisha refugee camp. **Nablus**: Nalbus, Beit Furik, Rujeib, Awarta, Urif, Einabus, Ein beit il ma' refugee camp. **Salfit** : Bidya, Deir Istiya. **Tulkarem**: Illar, Qoffin, Bal'a, Tulkarem, Zeita, Seida. **Qalqilya**: Qalqilya, Jayyus.

In the Gaza Strip **450** people were surveyed from the following areas:

Gaza: al-Rimal a-Shamali, a-Rimal a-Janoubi, a-Zeitoun, a-Shuja'ia, a-Tufah, a-Daraj, a-Naser, a-Sheikh Radwan, a-sheikh Ajleen, Tal al-Hawa, al-Mughraga, Shati Refugee Camp . **Khan Younis**: Khan Younis, Absan al-Kabira, Abasan al-Saghira, Bani Suheila, al-Qarara, Khuza', Khan Younis Refugee Camp . **Rafah**: Rafah, Shouket a-Soufi, Rafah Refugee Camp. **Gaza North**: Jabalia, Beit Lahia, Jabalia Refugee Camp, Beit Hanoun. **Deir al-Balah**: Deir al-Balah, Buriij, -Zawaydeh, Nussirat, al-Maghazi Refugee Camp, Bureij Refugee Camp, Deir al-Balah Refugee Camp.

The margin of error is ± 3 percent, with a confidence level of 95 %.

Sample Distribution

52.5% of the respondents were from the West Bank, 10.0% from Jerusalem, 37.5% from the Gaza Strip.

16.7% said they live in villages 8.8% in refugee camps, and 74.5% in towns/cities.

47.7% were male, 52.3% were female.

68.8% were married, 24.3 % single, 5.3% widowed, 1.6% divorced, 0.0% no answer.

The average age of the respondents was 37.6 years.

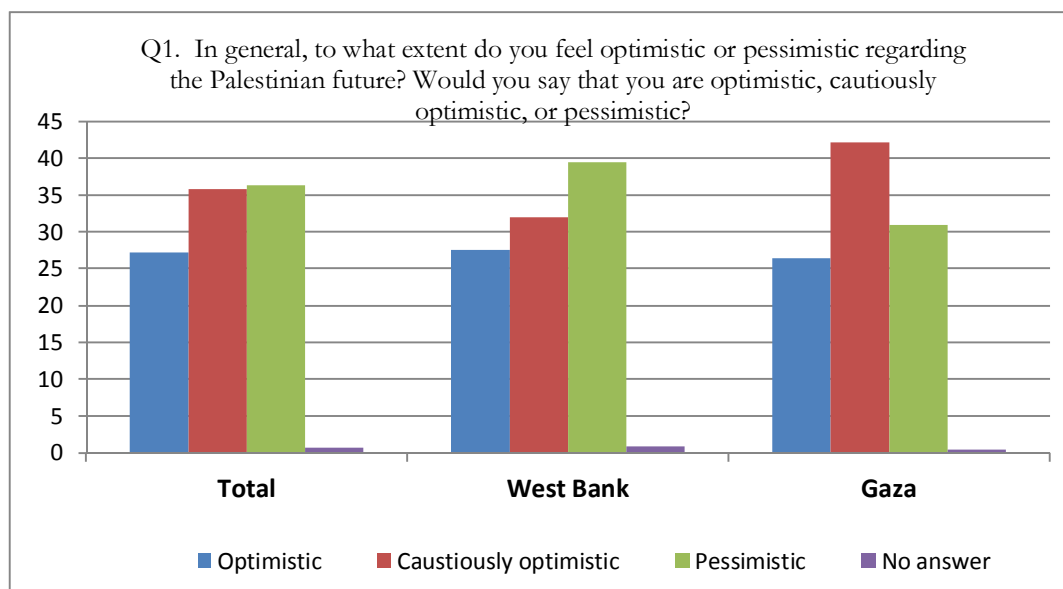
Occupation of Respondents

- Students 11.8%
- Laborers 10.9%
- Housewives 38.9 %
- Farmers/fishermen 2.0%
- Craftsmen 0.2%
- Businessmen/private business 8.0%
- Public Sector Employees.9.1 %
- Private Sector Employees 5.9 %
- Professionals (e.g. doctors/lawyers/ pharmacists/engineers) 0.5%
- Unemployed 9.9%
- Retired 2.5%,
- No answer 0.3%.

Results:

Q1. In general, to what extent do you feel optimistic or pessimistic regarding the Palestinian future? Would you say that you are optimistic, cautiously optimistic, or pessimistic?

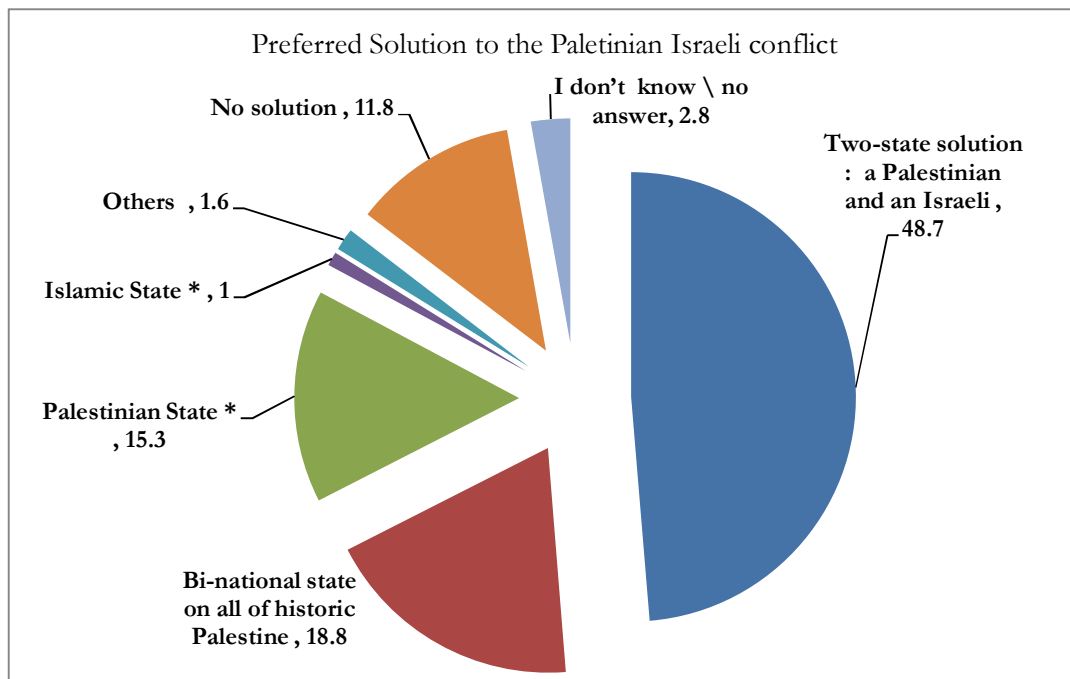
| | Total | West Bank | Gaza |
|------------------------|----------------|---------------|---------------|
| | N= 1200 | n= 750 | n= 450 |
| Optimistic | 27.2 | 27.6 | 26.4 |
| Caustiously optimistic | 35.8 | 32.0 | 42.2 |
| Pessimistic | 36.3 | 39.5 | 30.9 |
| No answer | 0.7 | 0.9 | 0.5 |



Q2. Some believe that a two-state formula is the favored solution for the Arab-Israeli conflict, while others believe that historic Palestine cannot be divided and thus the favored solution is a bi-national state on all of Palestine where Palestinians and Israelis enjoy equal representation and rights. Which of these solutions do you prefer?

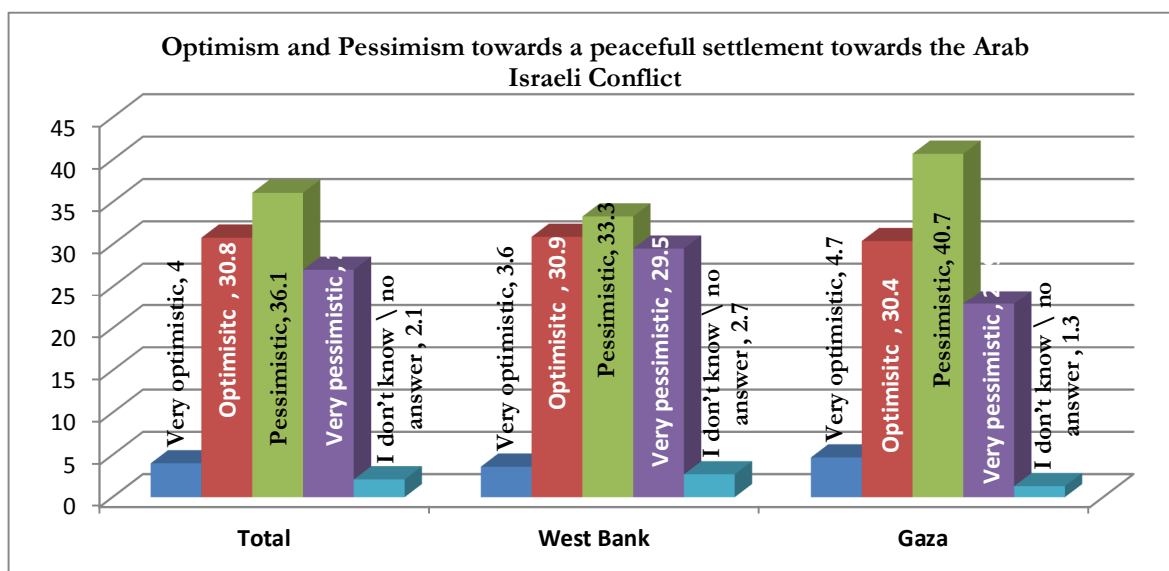
| | Total | West Bank | Gaza |
|---|---------|-----------|--------|
| | n= 1200 | n= 750 | n= 450 |
| Two-state solution : a Palestinian and an Israeli | 48.7 | 45.2 | 54.4 |
| Bi-national state on all of historic Palestine | 18.8 | 23.9 | 10.2 |
| Palestinian State * | 15.3 | 13.9 | 17.8 |
| Islamic State * | 1.0 | 1.2 | 0.7 |
| Others | 1.6 | 0.8 | 2.9 |
| No solution | 11.8 | 11.9 | 11.8 |
| I don't know \ no answer | 2.8 | 3.1 | 2.2 |

* These answers were not included as part of the options read to the interviewee



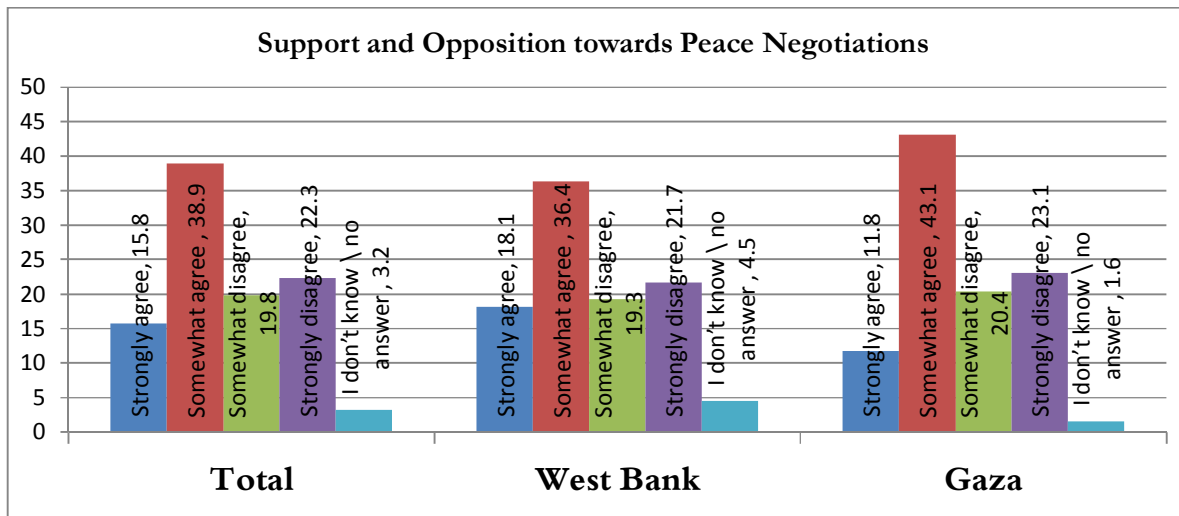
Q3. How optimistic or Pessimistic are you towards reaching a peaceful settlement for the Arab-Israeli conflict? Would you say that you are very optimistic, optimistic, pessimistic, or very pessimistic?

| | Total N= 1200 | West Bank n= 750 | Gaza n= 450 |
|--------------------------|------------------|---------------------|----------------|
| Very optimistic | 4.0 | 3.6 | 4.7 |
| Optimistic | 30.8 | 30.9 | 30.4 |
| Pessimistic | 36.1 | 33.3 | 40.7 |
| Very pessimistic | 27.0 | 29.5 | 22.9 |
| I don't know \ no answer | 2.1 | 2.7 | 1.3 |



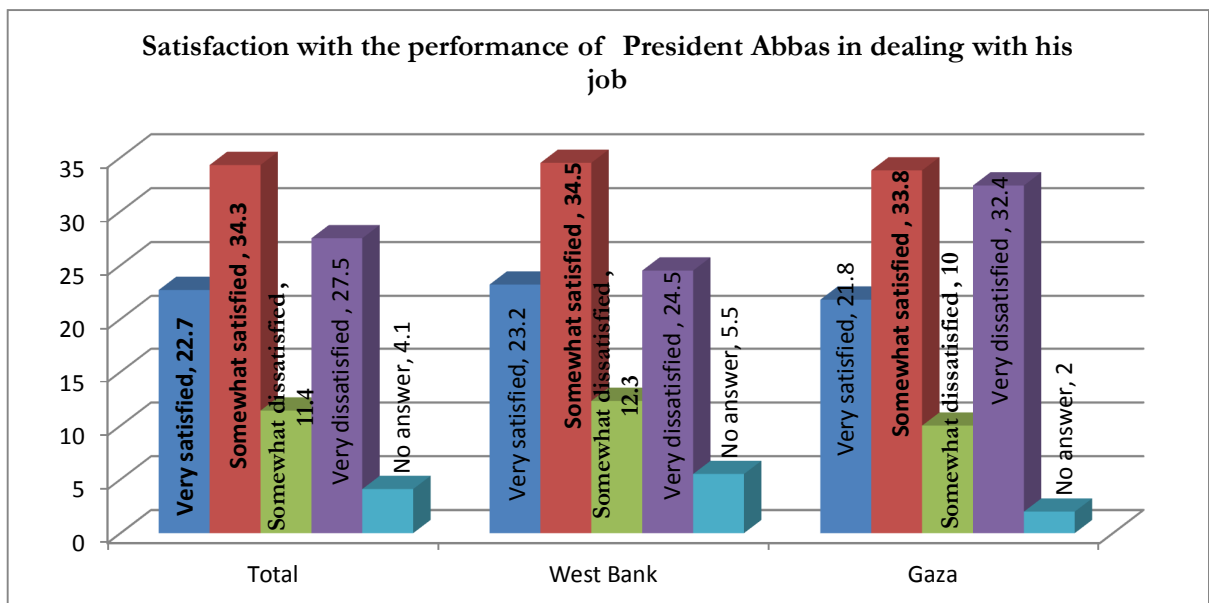
Q4. Do you strongly agree, somewhat agree, somewhat disagree, strongly disagree peace negotiations between the Palestinians and the Israeli?

| | Total | West Bank | Gaza |
|--------------------------|---------|-----------|--------|
| | N= 1200 | n= 750 | n= 450 |
| Strongly agree | 15.8 | 18.1 | 11.8 |
| Somewhat agree | 38.9 | 36.4 | 43.1 |
| Somewhat disagree | 19.8 | 19.3 | 20.4 |
| Strongly disagree | 22.3 | 21.7 | 23.1 |
| I don't know \ no answer | 3.2 | 4.5 | 1.6 |



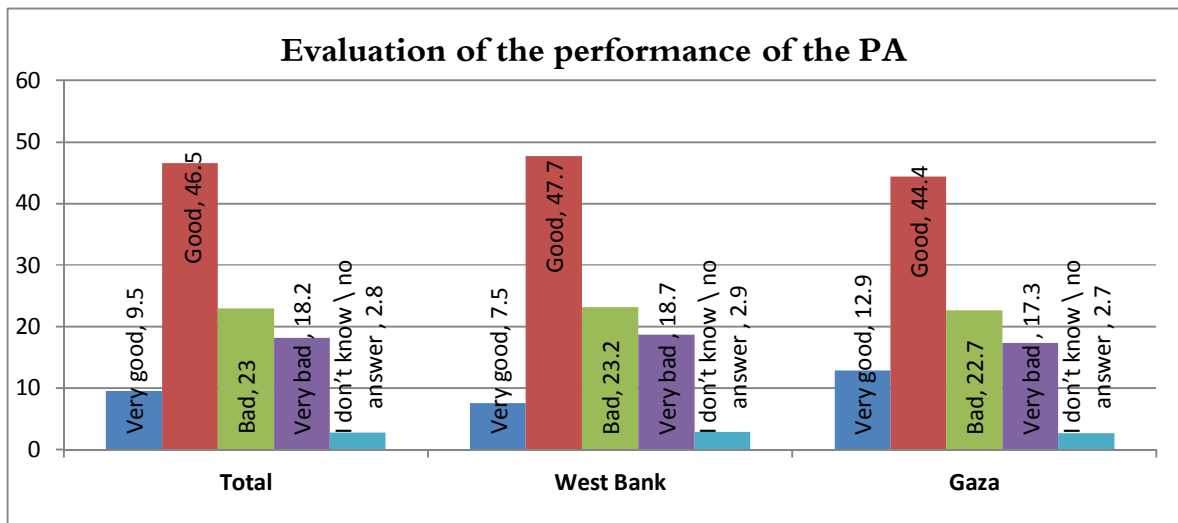
Q5. Are you satisfied or dissatisfied about the way that Mahmoud Abbas (Abu Mazen) is dealing with his job as a president to the Palestinian National Authority?

| | Total n= 1200 | West Bank n= 750 | Gaza n=450 |
|-----------------------|------------------|---------------------|---------------|
| Very satisfied | 22.7 | 23.2 | 21.8 |
| Somewhat satisfied | 34.3 | 34.5 | 33.8 |
| Somewhat dissatisfied | 11.4 | 12.3 | 10.0 |
| Very dissatisfied | 27.5 | 24.5 | 32.4 |
| No answer | 4.1 | 5.5 | 2.0 |



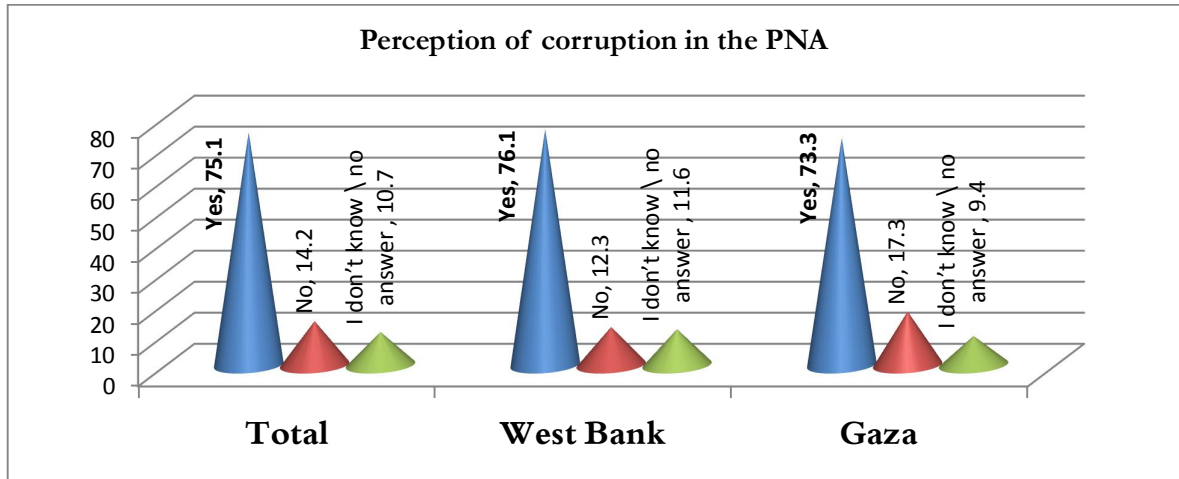
Q6. In general, how do you evaluate the performance of the PNA? Would you say it's performance is very good, good, bad or very bad?

| | Total n= 1200 | West Bank n= 750 | Gaza n=450 |
|--------------------------|------------------|---------------------|---------------|
| Very good | 9.5 | 7.5 | 12.9 |
| Good | 46.5 | 47.7 | 44.4 |
| Bad | 23.0 | 23.2 | 22.7 |
| Very bad | 18.2 | 18.7 | 17.3 |
| I don't know \ no answer | 2.8 | 2.9 | 2.7 |



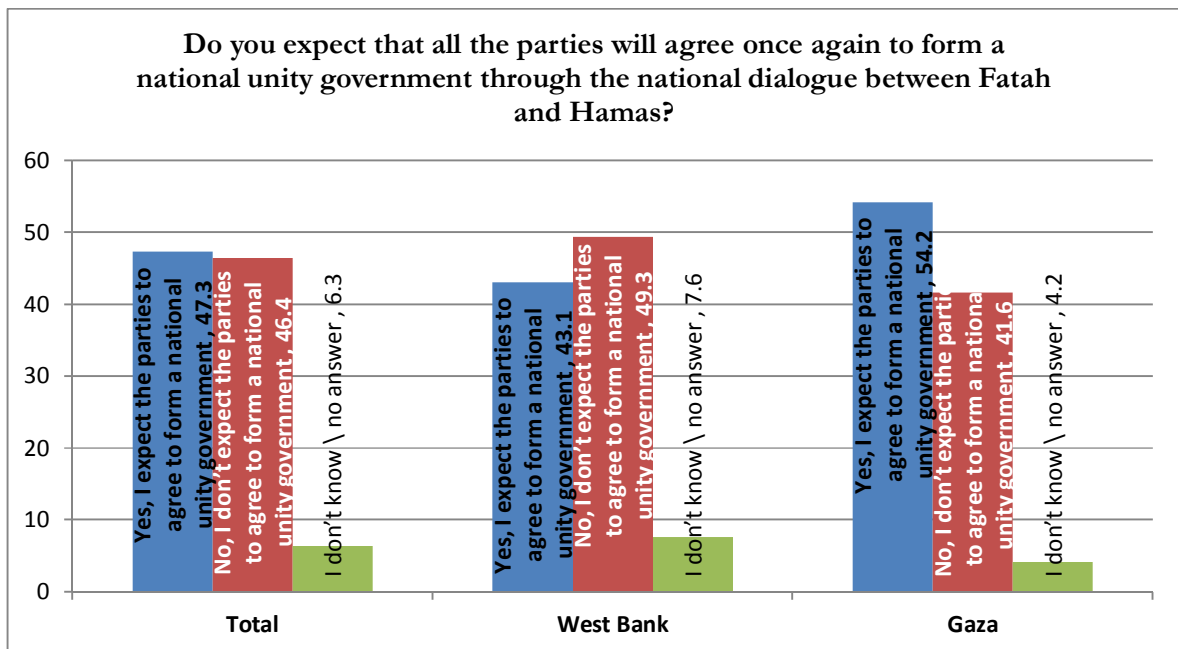
Q7. Do you think that there is corruption in the PNA?

| | Total n= 1200 | West Bank n= 750 | Gaza n=450 |
|--------------------------|------------------|---------------------|---------------|
| Yes | 75.1 | 76.1 | 73.3 |
| No | 14.2 | 12.3 | 17.3 |
| I don't know \ no answer | 10.7 | 11.6 | 9.4 |



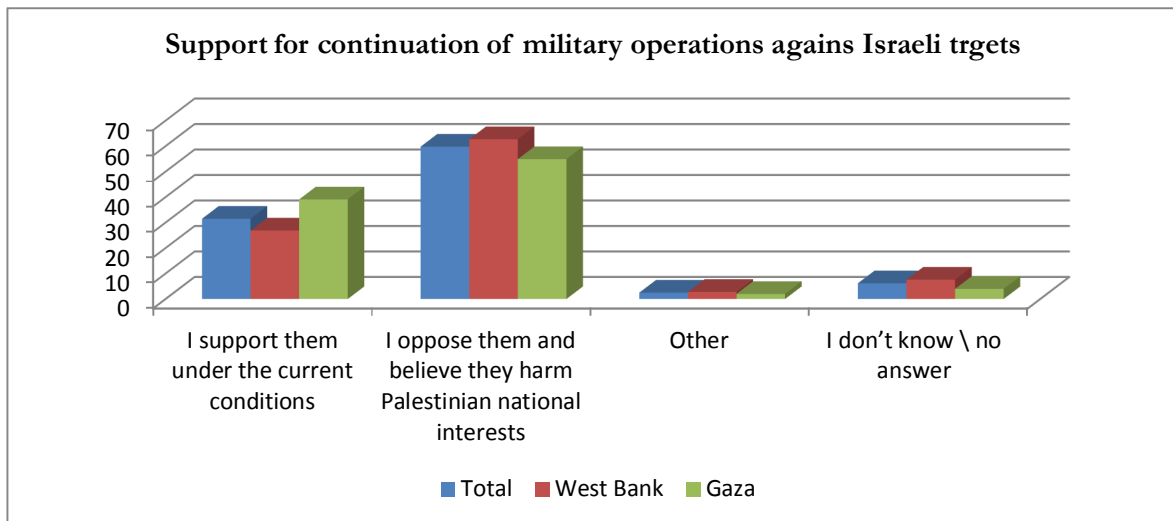
Q8. Do you expect that all the parties will agree once again to form a national unity government through the national dialogue between Fatah and Hamas?

| | Total n= 1200 | West Bank n= 750 | Gaza n=450 |
|---|------------------|---------------------|---------------|
| Yes, I expect the parties to agree to form a national unity government | 47.3 | 43.1 | 54.2 |
| No, I don't expect the parties to agree to form a national unity government | 46.4 | 49.3 | 41.6 |
| I don't know \ no answer | 6.3 | 7.6 | 4.2 |



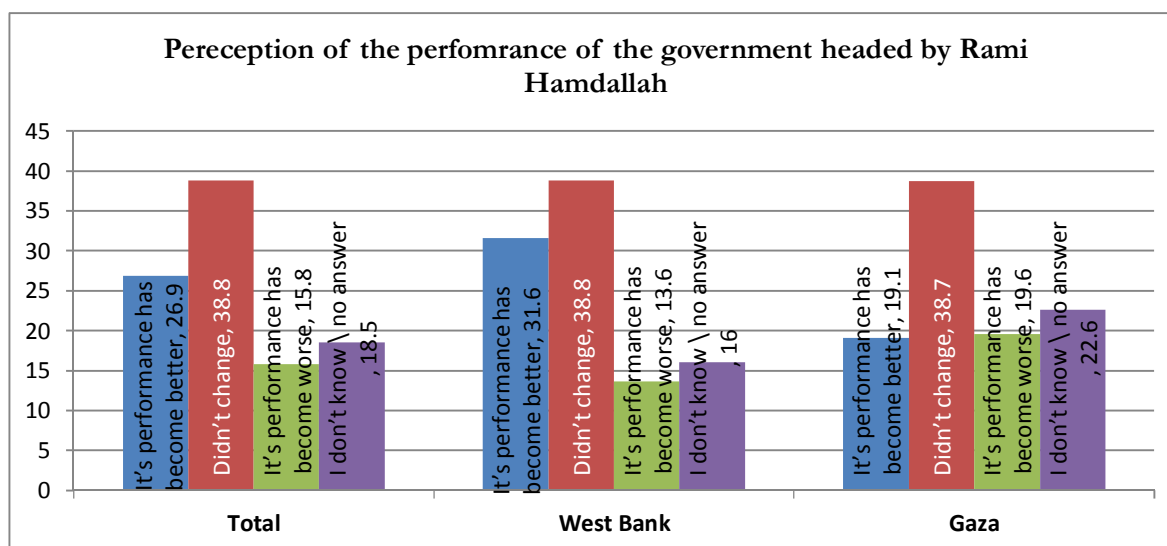
Q9. Do you support the continuation of military operations against Israeli targets as an appropriate response under current political conditions or do you oppose them and believe they harm Palestinian national interests?

| | Total n= 1200 | West Bank n= 750 | Gaza n=450 |
|--|------------------|---------------------|---------------|
| I support them under the current conditions | 31.5 | 26.9 | 39.1 |
| I oppose them and believe they harm Palestinian national interests | 59.8 | 62.7 | 54.9 |
| Other | 2.5 | 2.8 | 2.0 |
| I don't know \ no answer | 6.2 | 7.6 | 4.0 |



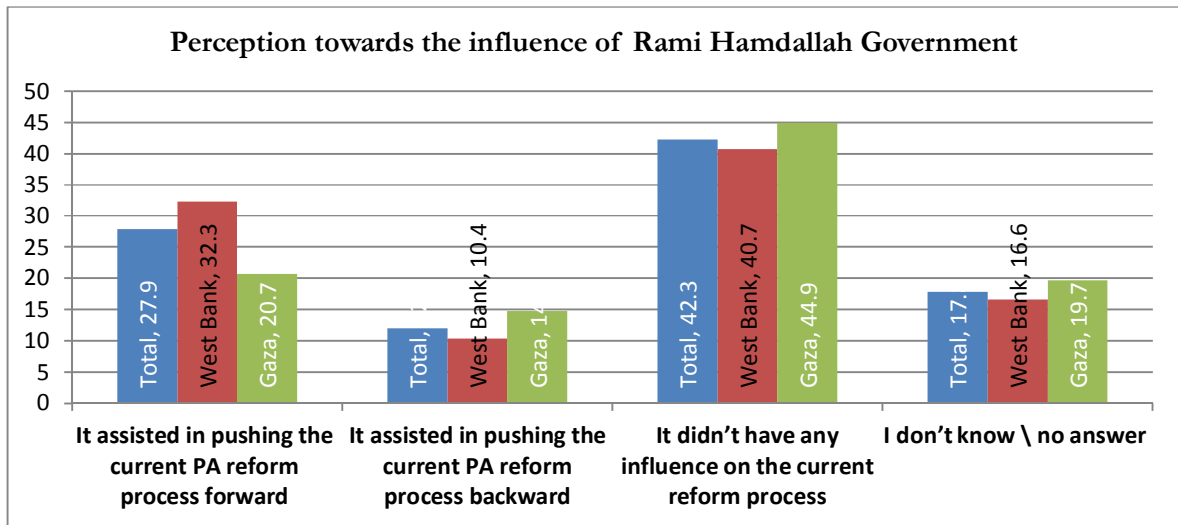
Q10. In general, do you think the performance of the current government headed by Rami al-Hamdallah is better when compared to previous governments? Didn't change, or become worse?

| | Total n= 1200 | West Bank n= 750 | Gaza n=450 |
|------------------------------------|------------------|---------------------|---------------|
| It's performance has become better | 26.9 | 31.6 | 19.1 |
| Didn't change | 38.8 | 38.8 | 38.7 |
| It's performance has become worse | 15.8 | 13.6 | 19.6 |
| I don't know \ no answer | 18.5 | 16.0 | 22.6 |



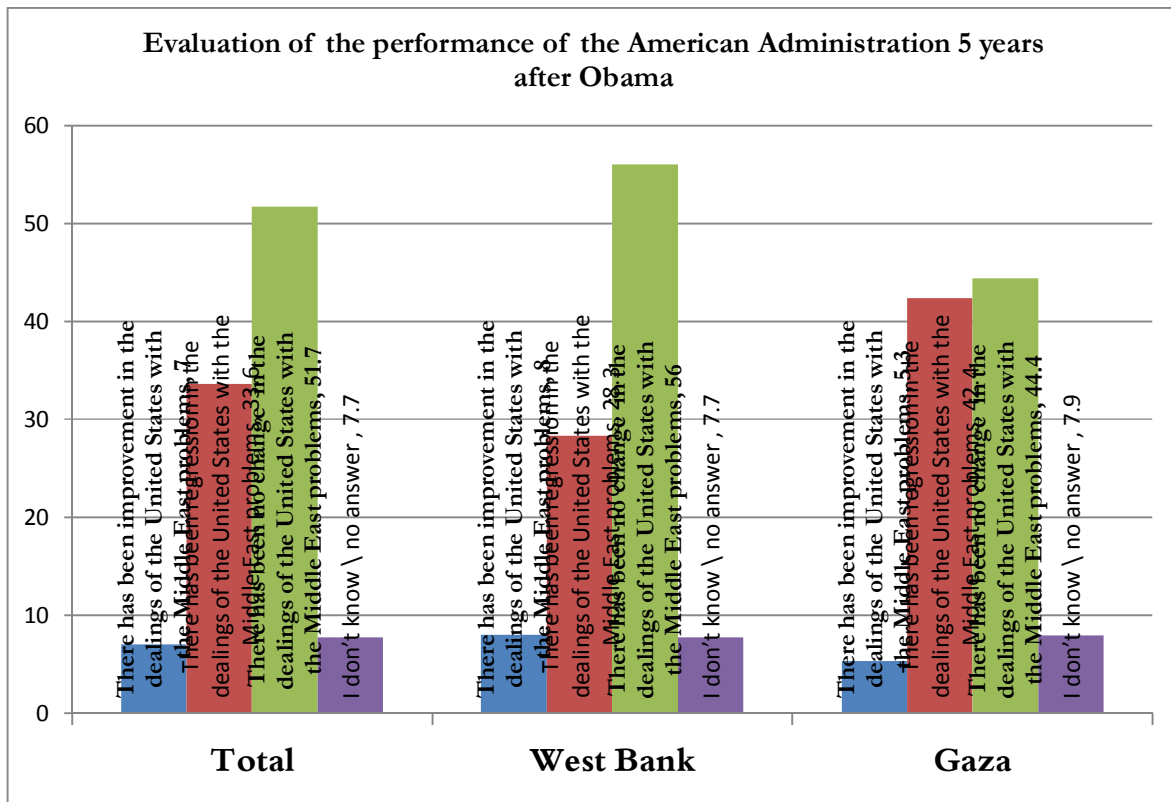
Q11. Do you think that the current government headed by Rami al-Hamdallah assisted in pushing the current PA reform process forward? Backward? Or it didn't have any influence on the current reform process?

| | Total n= 1200 | West Bank n= 750 | Gaza n=450 |
|---|------------------|---------------------|---------------|
| It assisted in pushing the current PA reform process forward | 27.9 | 32.3 | 20.7 |
| It assisted in pushing the current PA reform process backward | 12.0 | 10.4 | 14.7 |
| It didn't have any influence on the current reform process | 42.3 | 40.7 | 44.9 |
| I don't know \ no answer | 17.8 | 16.6 | 19.7 |



Q12. What is your opinion about the performance of the US Administration headed by President Barack Obama five years after his inauguration regarding the Middle East? Do you think the United States has improved its dealings with the Middle East problems, or have you noticed regression or no change?

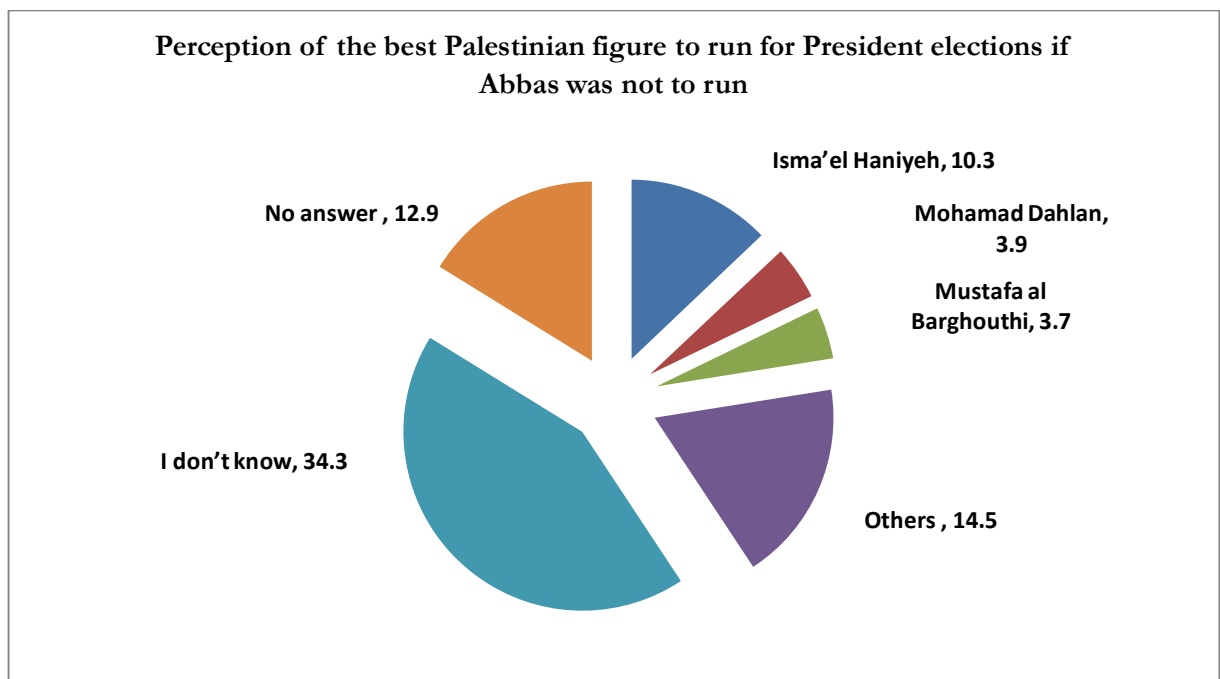
| | Total n= 1200 | West Bank n= 750 | Gaza n=450 |
|---|------------------|---------------------|---------------|
| There has been improvement in the dealings of the United States with the Middle East problems | 7.0 | 8.0 | 5.3 |
| There has been regression in the dealings of the United States with the Middle East problems | 33.6 | 28.3 | 42.4 |
| There has been no change in the dealings of the United States with the Middle East problems | 51.7 | 56.0 | 44.4 |
| I don't know \ no answer | 7.7 | 7.7 | 7.9 |



Q13. If presidential elections were to be held soon and Mahmoud Abbas (Abu Mazen) was not a candidate, who do you think is the best Palestinian figure to run for such a position?

| | Total n= 1200 | West Bank n= 750 | Gaza n=450 |
|-----------------------|------------------|---------------------|---------------|
| Marwan al Barghouthi | 20.4 | 20.0 | 21.1 |
| Isma'el Haniyeh | 10.3 | 5.1 | 19.1 |
| Mohamad Dahlan | 3.9 | 0.9 | 8.9 |
| Mustafa al Barghouthi | 3.7 | 3.3 | 4.2 |
| Others | 14.5 | 15.6 | 12.7 |
| I don't know | 34.3 | 40.1 | 24.7 |
| No answer | 12.9 | 15.0 | 9.3 |

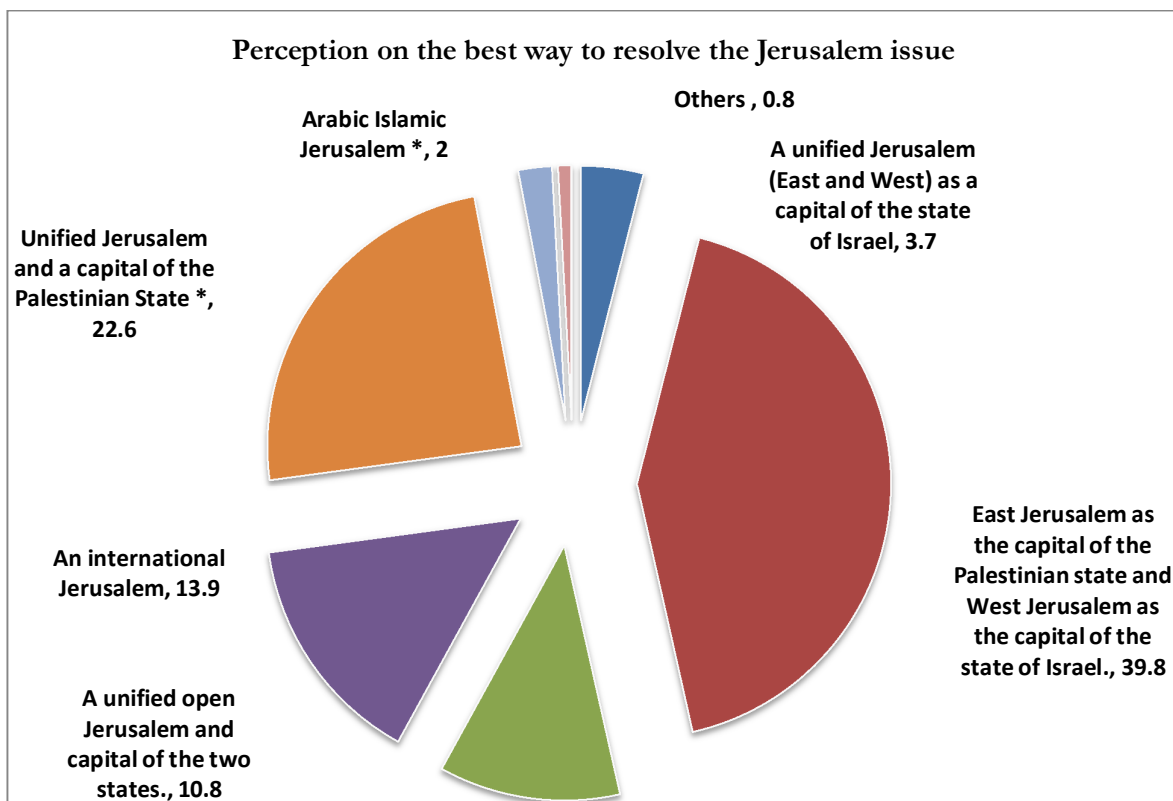
***This was an open-ended question; no options were read to the interviewee**



Q14. In your opinion, what is the best solution to the question of Jerusalem?

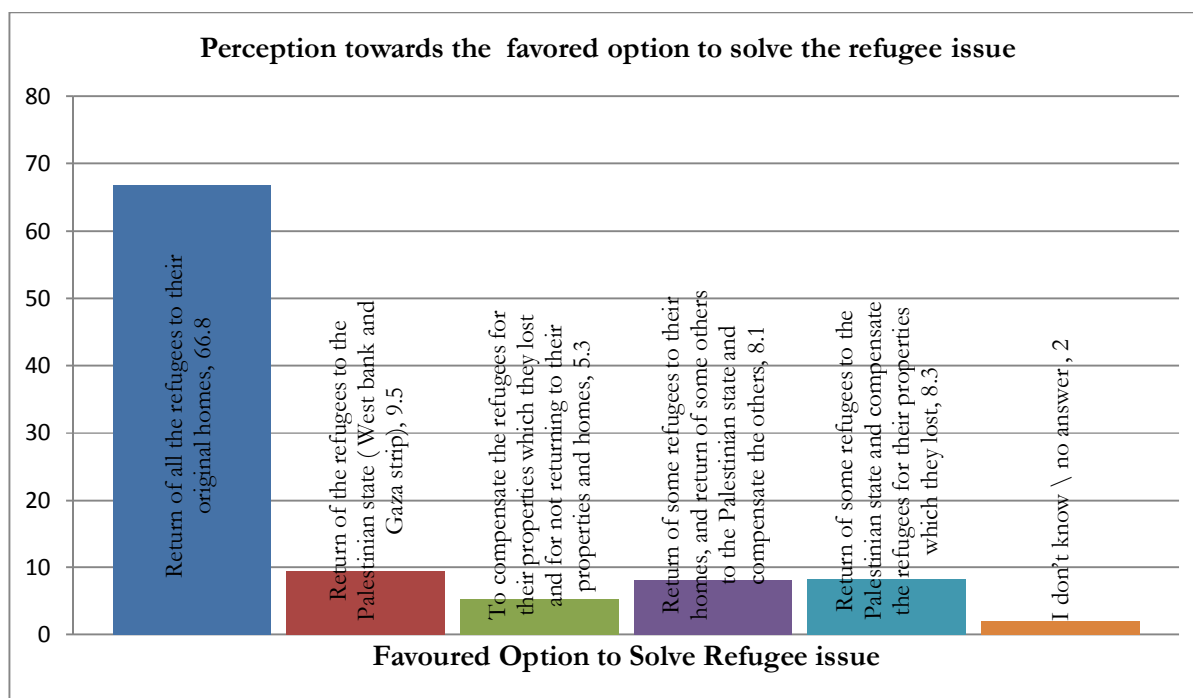
| | Total n= 1200 | West Bank n= 750 | Gaza n=450 |
|--|------------------|---------------------|---------------|
| A unified Jerusalem (East and West) as a capital of the state of Israel | 3.7 | 2.1 | 6.2 |
| East Jerusalem as the capital of the Palestinian state and West Jerusalem as the capital of the state of Israel. | 39.8 | 36.8 | 44.7 |
| A unified open Jerusalem and capital of the two states. | 10.8 | 14.0 | 5.3 |
| An international Jerusalem | 13.9 | 14.9 | 12.2 |
| Unified Jerusalem as the capital of the Palestinian State * | 22.6 | 23.5 | 21.1 |
| Arabic Islamic Jerusalem * | 2.0 | 1.3 | 3.1 |
| Others | 0.8 | 1.1 | 0.4 |
| I don't know \ no answer | 6.4 | 6.3 | 7.0 |

* These answers were not included as part of the options read to the interviewee



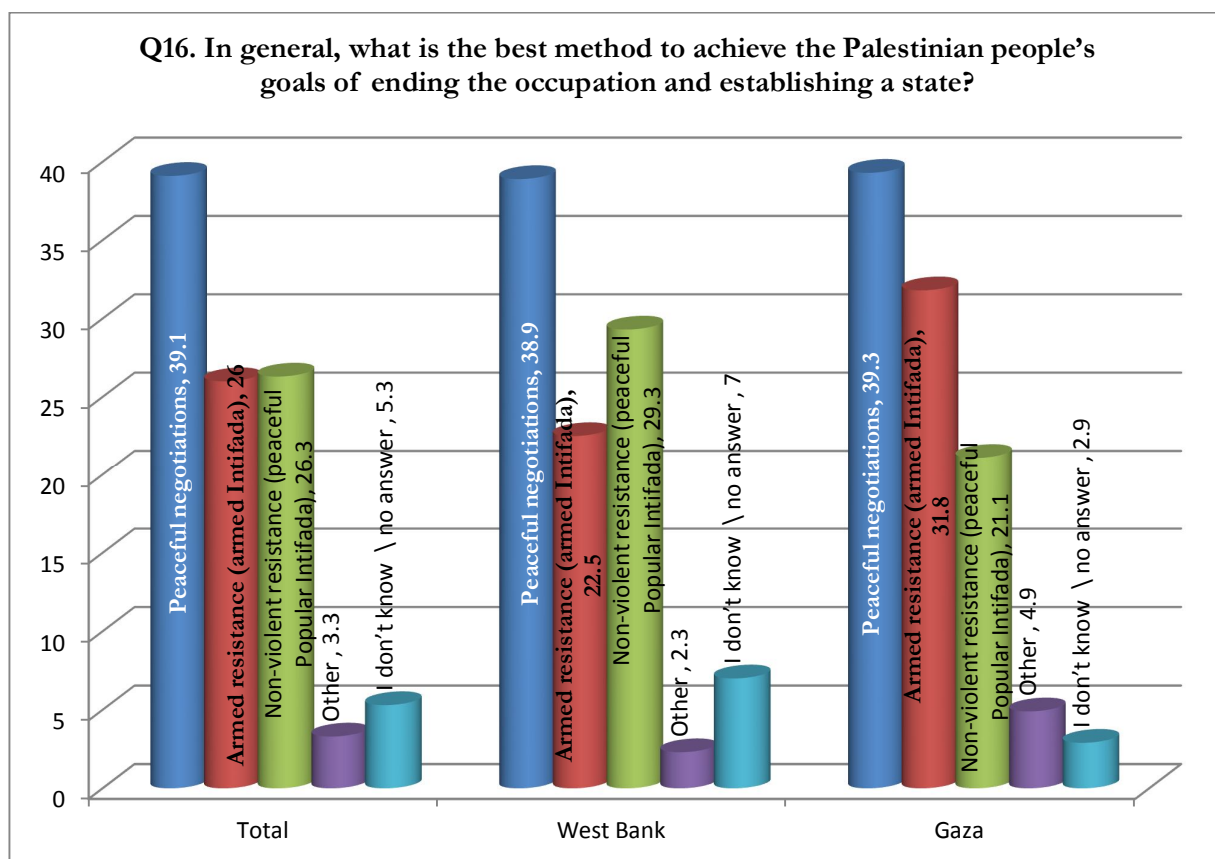
Q15. With regards to the negotiations over the issue of the refugees, which of the following solutions do you favor?

| | Total n= 1200 | West Bank n= 750 | Gaza n=450 |
|--|------------------|---------------------|---------------|
| Return of all the refugees to their original homes | 66.8 | 62.9 | 73.3 |
| Return of the refugees to the Palestinian state (West bank and Gaza strip) | 9.5 | 9.9 | 8.9 |
| To compensate the refugees for their properties which they lost and for not returning to their properties and homes | 5.3 | 6.7 | 3.1 |
| Return of some refugees to their homes, and return of some others to the Palestinian state and compensate the others | 8.1 | 8.4 | 7.6 |
| Return of some refugees to the Palestinian state and compensate the refugees for their properties which they lost | 8.3 | 10.7 | 4.4 |
| I don't know \ no answer | 2.0 | 1.4 | 2.7 |



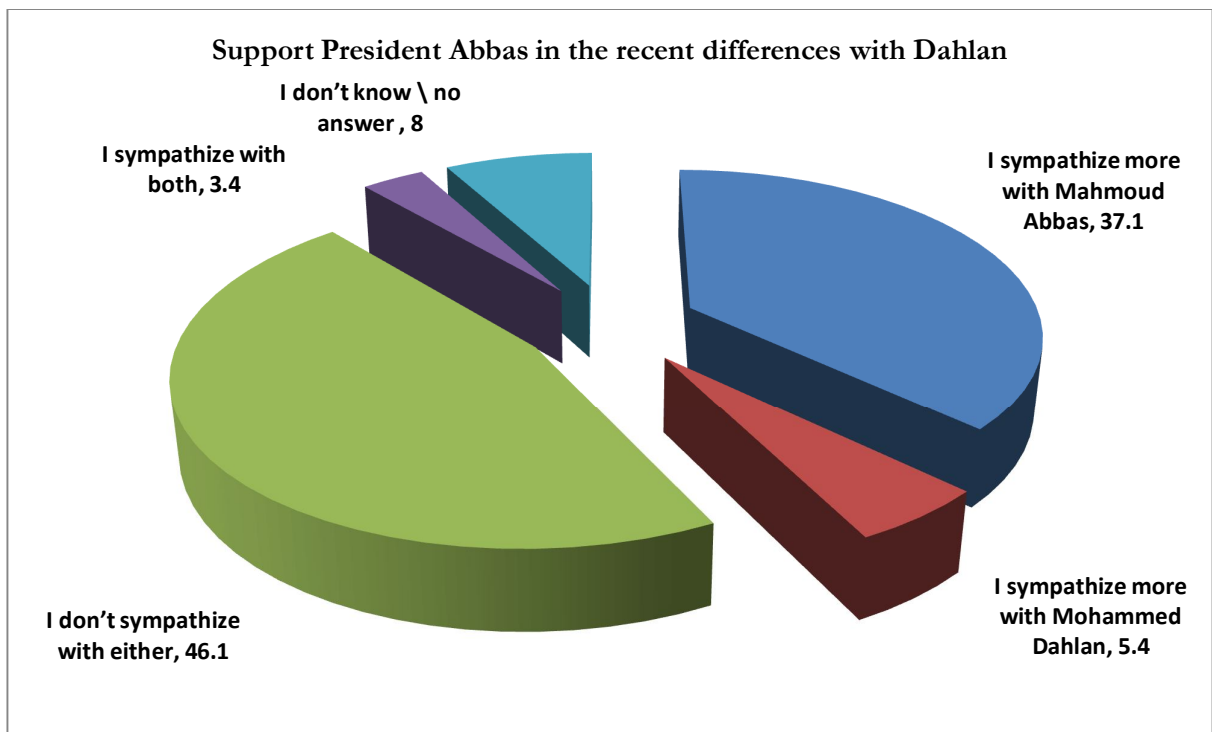
Q16. In general, what is the best method to achieve the Palestinian people's goals of ending the occupation and establishing a state?

| | Total n= 1200 | West Bank n= 750 | Gaza n=450 |
|--|------------------|---------------------|---------------|
| Peaceful negotiations | 39.1 | 38.9 | 39.3 |
| Armed resistance (armed Intifada) | 26.0 | 22.5 | 31.8 |
| Non-violent resistance (peaceful Popular Intifada) | 26.3 | 29.3 | 21.1 |
| Other | 3.3 | 2.3 | 4.9 |
| I don't know \ no answer | 5.3 | 7.0 | 2.9 |



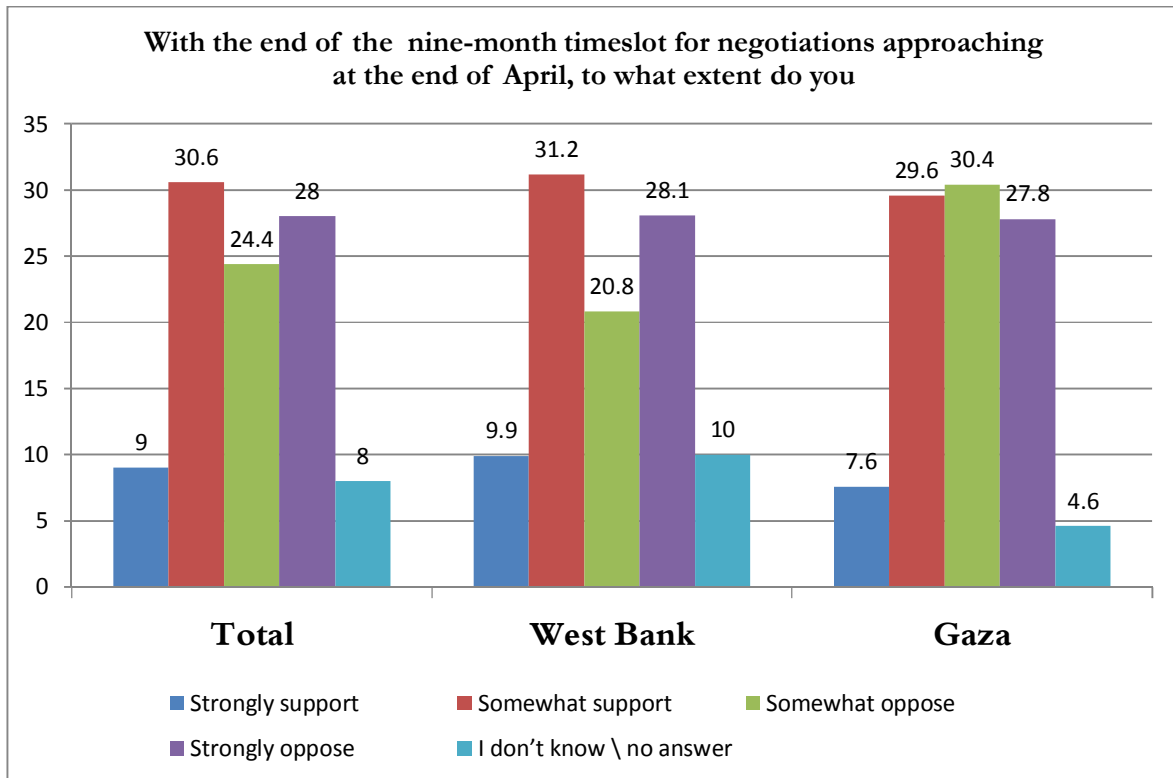
Q17. Differences between President Mahmoud Abbas and Mohammed Dahlan have recently escalated, reaching the point of mutual and public accusations. In light of the disparate accusations between them, who do you find yourself more sympathetic towards?

| | Total | West Bank | Gaza |
|--|----------------|---------------|--------------|
| | n= 1200 | n= 750 | n=450 |
| I sympathize more with Mahmoud Abbas | 37.1 | 41.1 | 30.4 |
| I sympathize more with Mohammed Dahlan | 5.4 | 2.3 | 10.7 |
| I don't sympathize with either | 46.1 | 44.3 | 49.1 |
| I sympathize with both | 3.4 | 2.5 | 4.9 |
| I don't know \ no answer | 8.0 | 9.8 | 4.9 |



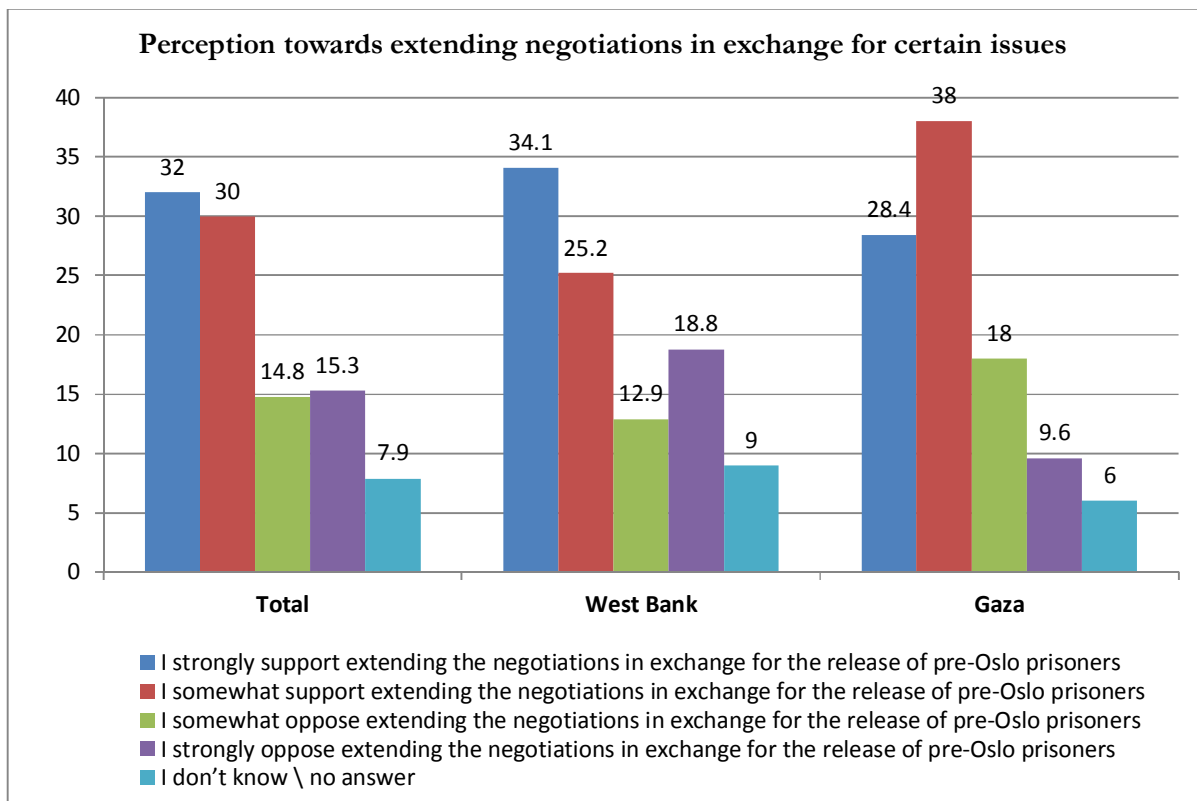
Q18. With the end of the nine-month timeslot for negotiations approaching at the end of April, to what extent do you support or oppose extending the negotiations?

| | Total n= 1200 | West Bank n= 750 | Gaza n=450 |
|--------------------------|------------------|---------------------|---------------|
| Strongly support | 9.0 | 9.9 | 7.6 |
| Somewhat support | 30.6 | 31.2 | 29.6 |
| Somewhat oppose | 24.4 | 20.8 | 30.4 |
| Strongly oppose | 28.0 | 28.1 | 27.8 |
| I don't know \ no answer | 8.0 | 10.0 | 4.6 |



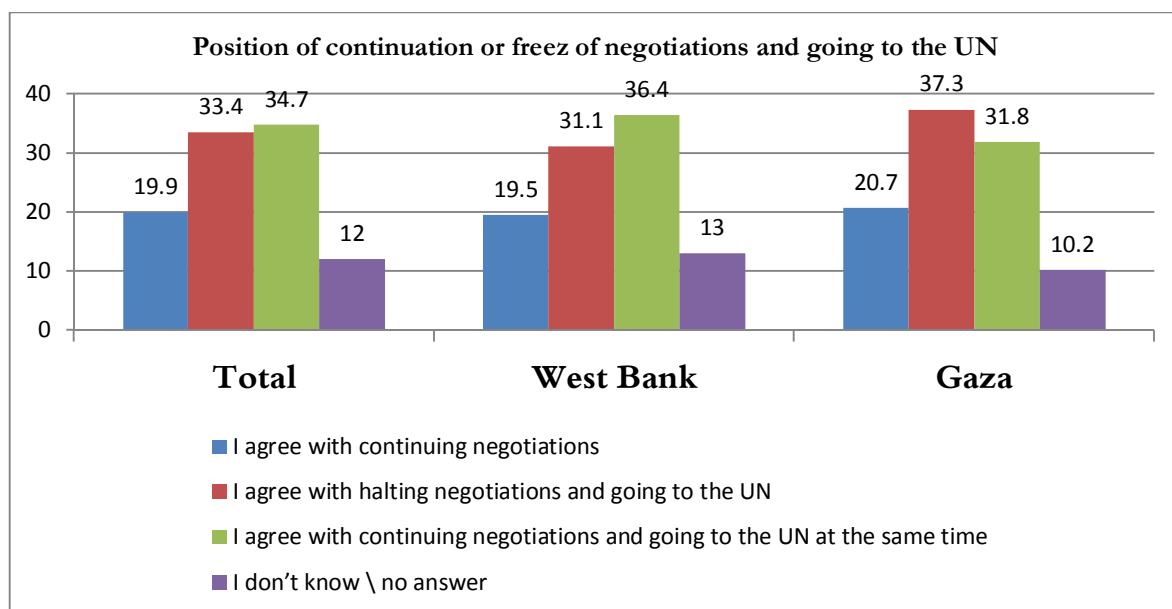
Q19. With the end of the nine-month timeslot for negotiations approaching at the end of April, American-Palestinian-Israeli talks have recently been conducted on extending the negotiations in exchange for releasing the (fourth group) of pre-Oslo [Accords] prisoners. What do you think?

| | Total n= 1200 | West Bank n= 750 | Gaza n=450 |
|---|------------------|---------------------|---------------|
| I strongly support extending the negotiations in exchange for the release of pre-Oslo prisoners | 32.0 | 34.1 | 28.4 |
| I somewhat support extending the negotiations in exchange for the release of pre-Oslo prisoners | 30.0 | 25.2 | 38.0 |
| I somewhat oppose extending the negotiations in exchange for the release of pre-Oslo prisoners | 14.8 | 12.9 | 18.0 |
| I strongly oppose extending the negotiations in exchange for the release of pre-Oslo prisoners | 15.3 | 18.8 | 9.6 |
| I don't know \ no answer | 7.9 | 9.0 | 6.0 |



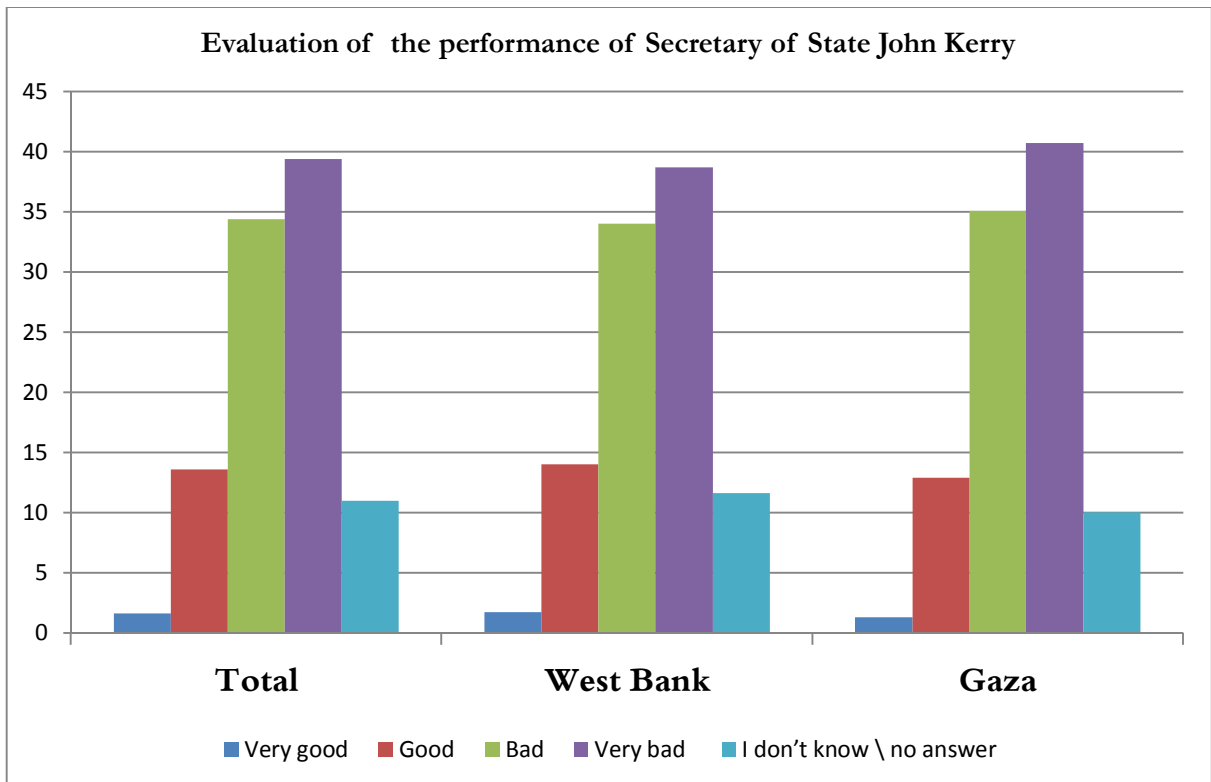
Q20. With the end of the nine-month timeslot for negotiations approaching at the end of April, the current discussions revolve around what is the best option, extending the negotiations for an additional period or halting negotiations and going to the United Nations to complete procedures for membership of the PLO in the UN and in other international organizations?

| | Total n= 1200 | West Bank n= 750 | Gaza n=450 |
|---|------------------|---------------------|---------------|
| I agree with continuing negotiations | 19.9 | 19.5 | 20.7 |
| I agree with halting negotiations and going to the UN | 33.4 | 31.1 | 37.3 |
| I agree with continuing negotiations and going to the UN at the same time | 34.7 | 36.4 | 31.8 |
| I don't know \ no answer | 12.0 | 13.0 | 10.2 |



Q21. Around one year ago U.S. Secretary of State John Kerry succeeded to resume the Palestinian-Israeli negotiations. How do you evaluate the performance of the U.S. Secretary of State in sponsoring the ongoing negotiations? Would you say that his performance is very good, good, bad, or very bad?

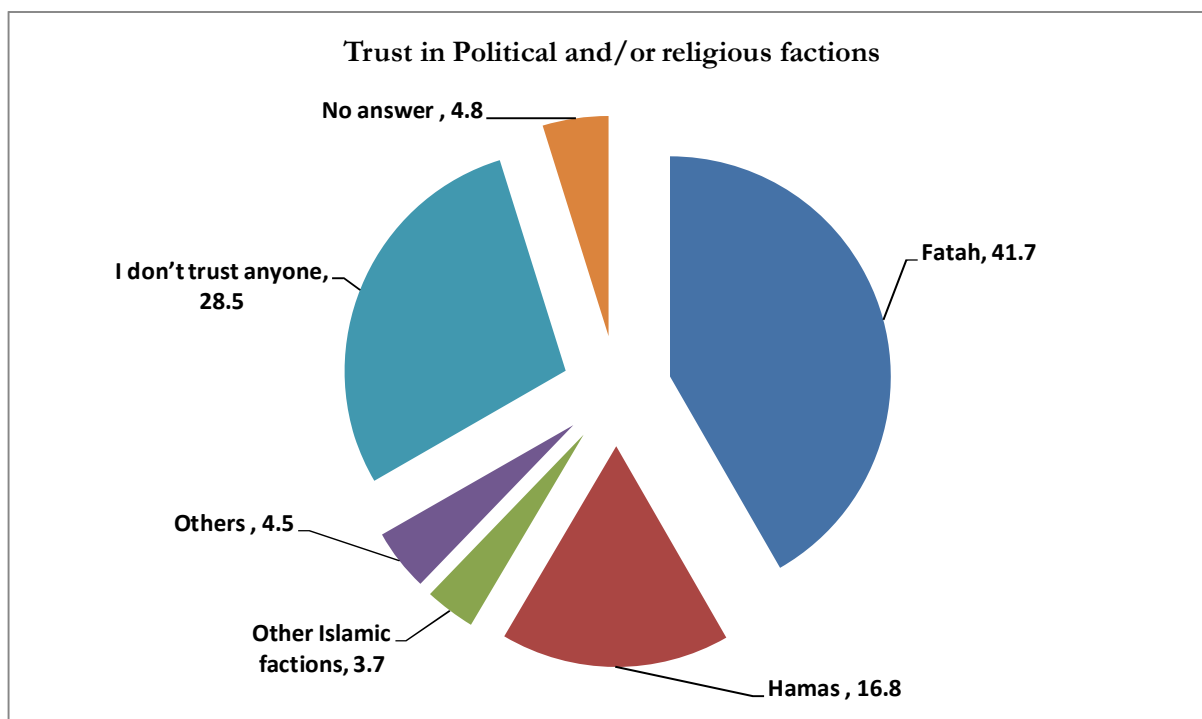
| | Total n= 1200 | West Bank n= 750 | Gaza n=450 |
|--------------------------|------------------|---------------------|---------------|
| Very good | 1.6 | 1.7 | 1.3 |
| Good | 13.6 | 14.0 | 12.9 |
| Bad | 34.4 | 34.0 | 35.1 |
| Very bad | 39.4 | 38.7 | 40.7 |
| I don't know \ no answer | 11.0 | 11.6 | 10.0 |



Q22. Which political or religious faction do you trust the most?*

| | Total n= 1200 | West Bank n= 750 | Gaza n= 450 |
|------------------------|------------------|---------------------|----------------|
| Fatah | 41.7 | 41.7 | 41.6 |
| Hamas | 16.8 | 11.7 | 25.1 |
| Other Islamic factions | 3.7 | 2.7 | 5.3 |
| Others | 4.5 | 6.0 | 2.0 |
| I don't trust anyone | 28.5 | 31.2 | 24.0 |
| No answer | 4.8 | 6.7 | 2.0 |

*This was an open-ended question; no options were read to the interviewee



Q23. Which Palestinian personality do you trust the most?*

| | Total n= 1200 | West Bank n= 750 | Gaza n= 450 |
|----------------------|------------------|---------------------|----------------|
| Mahmoud Abass | 25.2 | 27.7 | 20.9 |
| Isma'el Haniyeh | 13.5 | 8.5 | 21.8 |
| Marwan al Barghouthi | 10.0 | 10.4 | 9.3 |
| Mohamad Dahlan | 3.0 | 0.5 | 7.1 |
| Others | 12.8 | 12.5 | 13.1 |
| I don't trust anyone | 28.4 | 30.8 | 24.4 |
| No answer | 7.1 | 9.6 | 3.4 |

*This was an open-ended question; no options were read to the interviewee

