



The Palestinian Initiative for the Promotion of Global
Dialog and Democracy—MIFTAH

Comparative actual spending report for
2024–2025

Ministry of National Economy

Prepared by:
Moayyad Afana

2026

Comparative actual spending report for the Ministry of National Economy 2024–2025

In accordance with the 2025 Ministry of Finance actual spending report, actual expenditures allocated to the Ministry of National Economy were **ILS44.6 million** of a total **ILS17,202.8 million** from overall actual spending in the 2025 budget, or **0.26%** of overall expenditures. [1]

According to the 2024 annual actual spending report by the Ministry of Finance, actual spending allocated to the Ministry of National Economy was **ILS 48.5 million** of **NIS17,518.8 million** of the 2024 overall annual actual spending from the public budget, or **0.28%** of overall expenditures. [2]

The table below illustrates comparative figures for annual actual spending items for 2024–2025 for the Ministry of National Economy:

Comparative annual actual spending for 2024–2025 for the Ministry of National Economy /million shekels

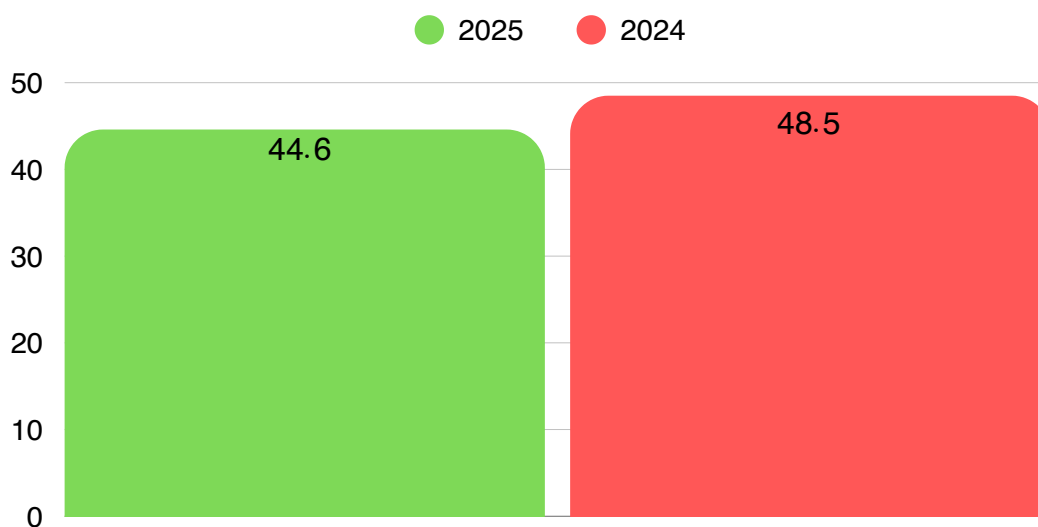
Item	2024 actual spending/million shekels	2025 actual spending/million shekels	2024/2025 comparison
Salaries and wages	36.7	35.6	97.00%
Social contributions	3.8	3.6	96.50%
Goods and services	4.9	3.8	77.90%
Capital expenditures	2	1.4	68.80%
Developmental expenditures	1.2	0.2	14.90%
Total	48.5	44.6	91.90%

Note: the abovementioned figures are on an accrual basis; that is the value of salaries and wages are those committed to by the Ministry of Finance to employees and not on a cash-basis, due to the disbursement of a percentage of salary since the end of 2021.

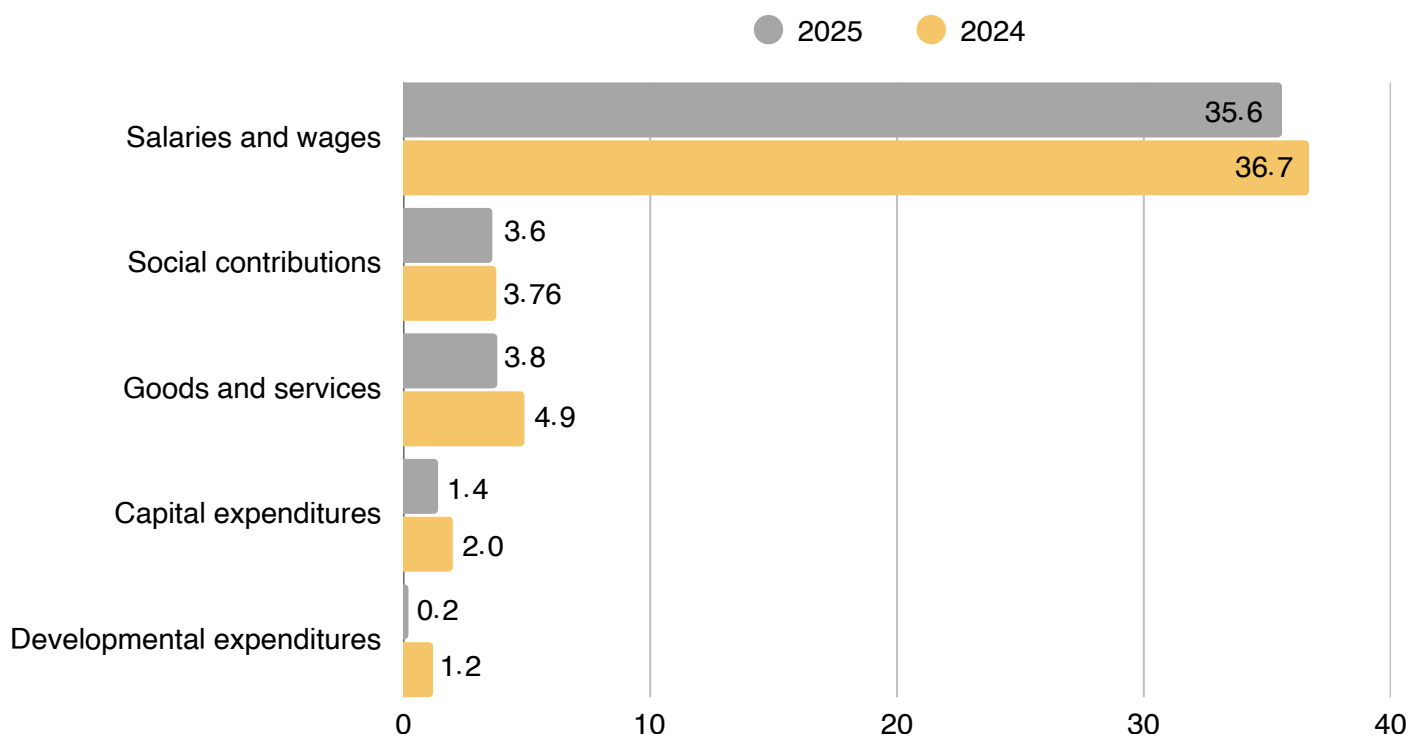
[1] Cumulative actual spending report for December 2025, released by the Ministry of Finance on January 28, 2026, Table (5b)

[1] Cumulative actual spending report for December 2024, released by the Ministry of Finance on June 24, 2025, Table (5b)

Comparative annual actual spending for 2024–2025 for the Ministry of National Economy/million shekels

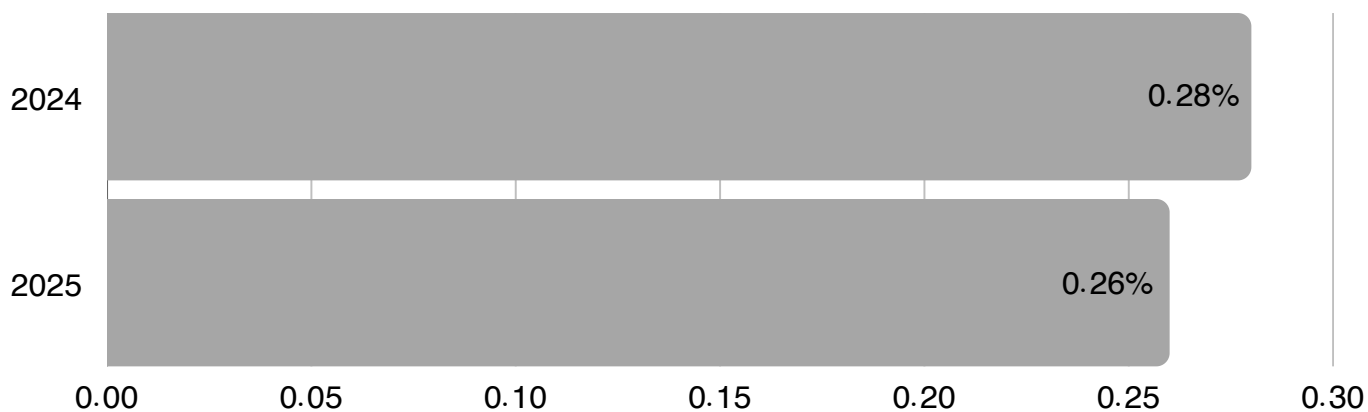


Comparative annual actual spending for 2024–2025 for the Ministry of National Economy according to item/million shekels

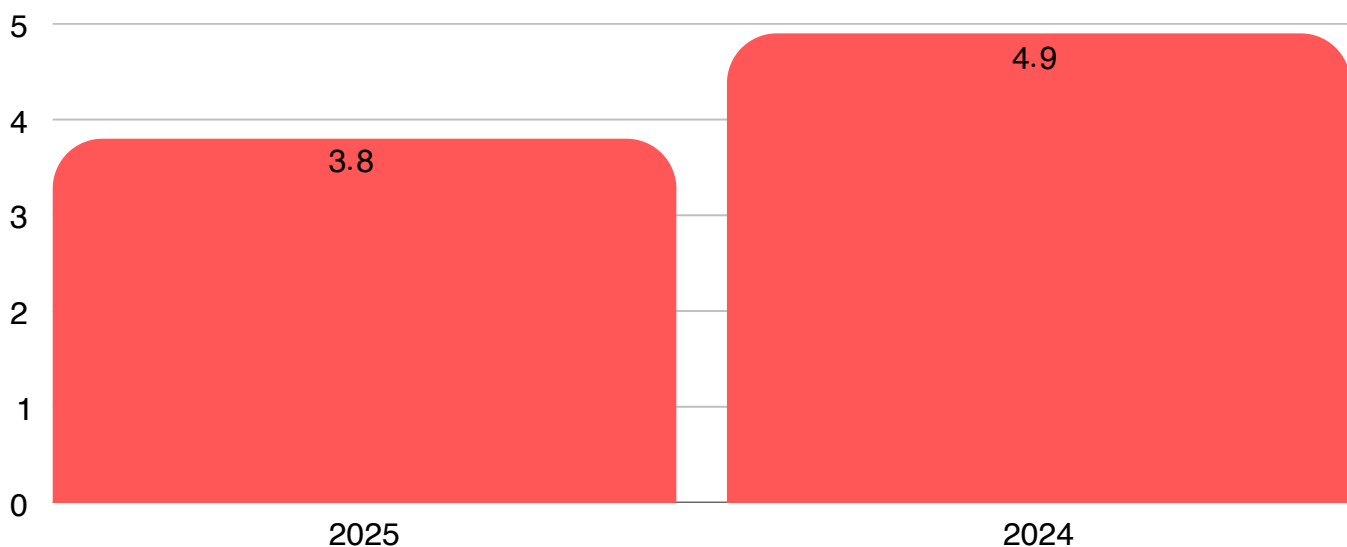


* The above-mentioned figures represent the actual expenditures indicated by the Ministry of Finance's official reports. These amounts do not include community-funded expenditures or projects that are funded through direct bilateral agreements between partners and targeted ministries.

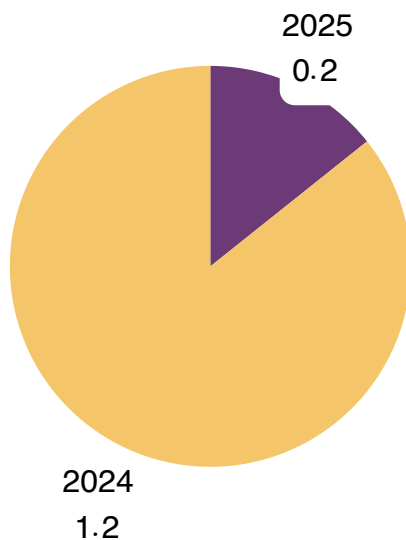
Percentage of annual actual spending for the Ministry of National Economy from the overall public expenditures for 2024/2025



Comparison of annual actual spending for 2024–2025 operational expenditures “goods and services” at the Ministry of National Economy /million shekels



Comparison of annual actual spending for 2024–2025 developmental expenditures at the Ministry of National Economy /million shekels



The low percentage of actual spending allocated to the Ministry of National Economy, especially on developmental expenditures, casts a shadow on programs and projects such as supporting the benefits of micro-enterprises and women's projects, and promoting the gender role.

Analysis of annual comparative actual spending figures for the Ministry of National Economy, 2024–2025:

One: Actual annual spending for the Ministry of National Economy dropped in 2025, with annual actual spending going from ILS48.5 million in 2024 to ILS44.6 million in 2025.

Two: The percentage of actual spending at the Ministry of National Economy decreased in 2025 from overall public expenditures in Palestine, going from 0.28% in 2024 to 0.26% in 2025.

Three: There was drop in actual spending on all items at the Ministry: salaries and wages, goods and services, social contributions and capital and developmental expenditures.

Four: Developmental expenditures considerably dropped in 2025 compared to 2024, going from ILS1.2 million to around ILS0.2 million and the actual expenditures realized, however they do not coincide with the size of planned developmental expenditures at the Ministry of National Economy for 2025.

Conclusion: It can be noted from the from the comparative actual spending analysis for the Ministry of National Economy in 2024–2025 that actual spending decreased in 2025 compared to 2024, going from ILS48.5 million to ILS44.6 million. Additionally, spending considerably decreased on developmental expenditures in 2025 compared to 2024.

Important Terms:

Expenditures: Includes current as well as capital and developmental expenditures

Current expenditures: Includes salaries, wages, social contributions, operational and transfer expenditures

Salaries and wages: Salaries and wages of Ministry employees

Social contributions: Represents the government's contribution to the General Pension and Social Security Authority for pensioners

Operational costs for “goods and services”: the necessary expenditures for the operation of the public institution, i.e. the Ministry (building rentals, electricity, water, fuel, etc.).

Transfer (referral) expenditures: are the expenditures paid by the government to different societal segments through a public institution for the benefit of a third party (such as payments to assist the poor or to martyrs' families).

Capital expenditures: includes the possession of capital assets (buildings, land, equipment, vehicles, etc.)

Developmental expenditures: are expenditures which have a nature that is different from current expenditures in terms of their useful life and the return from expenditures, whereas their useful life and the return/yield extend beyond one year.

Cash-basis: The method which financial and accounting transactions are conducted upon cash payment of cash receipt, i.e. it focuses on cash flow activity whereby financial operations are not registered in the books until after collection or the cash payment of the due amount is paid.

Accrual basis: The method in which data and accounting in transactions are registered on the date of the occurrence irrespective of cash payment or receipt.