



# Citizen's Budget of 2021

## Ministry of Education



### Vision:

A Palestinian society that possesses values, knowledge, science and technology and is able to employ that knowledge for liberation as well as development.

### Mission:

To build an educational system that sustains ethical national and humanitarian values, embraces critical thinking, develops research foundations, promotes a passion for knowledge, and enhances the necessary qualifications to produce an effective workforce by empowering outstanding educators who bring about a positive change in the educational process. The outputs of the new educational system will fulfill the comprehensive development requirements and the creation of promising economic opportunities towards achieving the goals of an advanced Palestinian society.

### Strategic Objectives of the Education Sector:

- **Objective (1):** Ensure safe, inclusive, and equitable access to quality education at all levels of the system.
- **Objective (2):** Develop a student-centered teaching and learning pedagogy and environment.
- **Objective (3):** Enhance Accountability and Results-Based Leadership, Governance and Management.

### Programs:

Preschool Education (Kindergartens), Basic Education, Secondary Education, Vocational Education, Non-Formal Education, and Governance and Management.

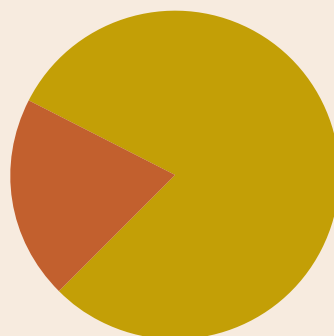


### Developmental and Operational Budget in 2021

The Ministry of Education budget in 2021 was 3,546,173,317 Shekels. This constitutes 20.4% of total public expenditures in the in the General Budget of that year.

There are also additional budgets, such as the lore tax and the funded programs and projects after preparing and adopting the budget, which increases the budget allocated to education in Palestine.

**20.4%**  
3,546,173,317 Shekels



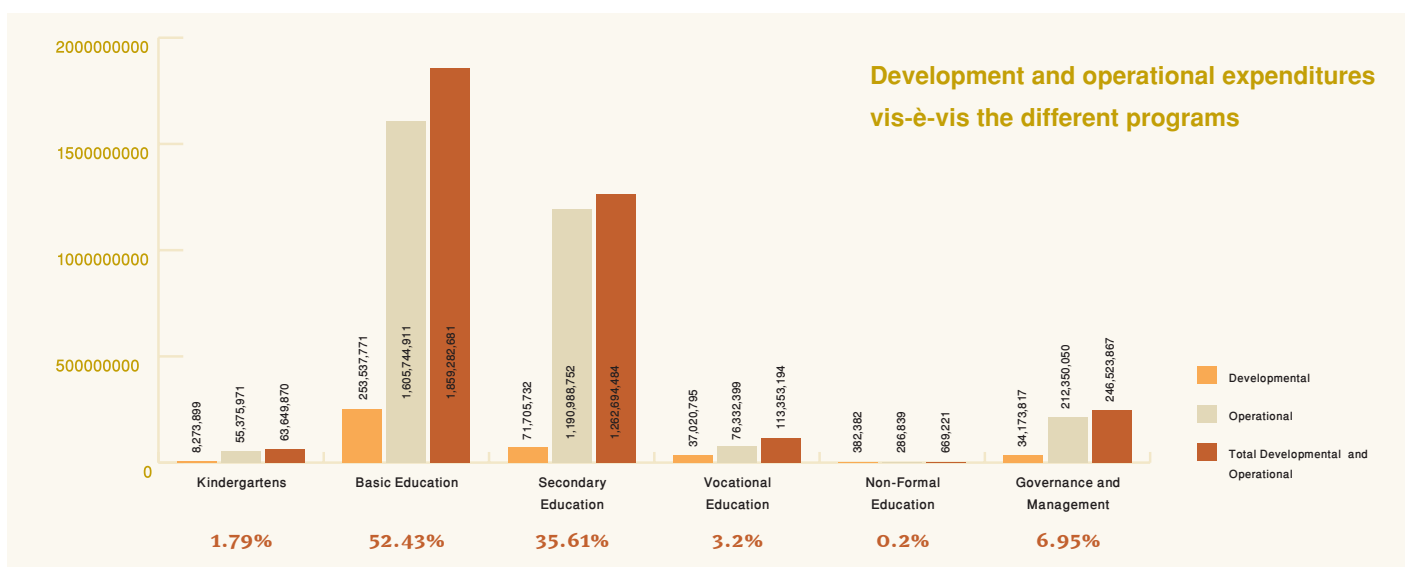
**Percentage of the Ministry of Education budget from the total General Budget in 2021**

## Items of the Ministry of Education Budget in 2021:

Item	Budget in Shekels	Percentage
Salaries and Wages	2,312,740,833	65.2%
Social Contributions	223,250,504	6.3%
Goods and Services "Operational"	379,598,919	10.7%
Capital Expenditures	225,488,667	6.4%
Developmental Expenditures	405,094,395	11.4%
<b>Total</b>	<b>3,546,173,317</b>	<b>100.00%</b>

## Distributed over the six following programs in Shekels:

Program	Developmental Budget	Operational Budget	Total of Developmental and Operational Budget in Shekels	Percentage from the total budget of the Ministry
Preschool Education (Kindergartens)	8,273,899	55,375,971	63,649,870	1.79%
Basic Education	253,537,771	1,605,744,911	1,859,282,681	52.43%
Secondary Education	71,705,732	1,190,988,752	1,262,694,484	35.61%
Vocational Education	37,020,795	76,332,399	113,353,194	3.20%
Non-Formal Education	382,382	286,839	669,221	0.02%
Governance and Management	34,173,817	212,350,050	246,523,867	6.95%
<b>Total</b>	<b>405,094,395</b>	<b>3,141,078,922</b>	<b>3,546,173,317</b>	<b>100.00%</b>



## Sources of Funding the Ministry of Education Developmental Budget in 2021:

Foreign Funding	Funding by Ministry of Finance	Local Funding	Total in Shekels
201,567,997	193,638,898	9,887,500	405,094,395
50%	48%	2%	100%

## Cost Per Student

The estimated cost per student in 2021 was 3,995.2 Shekels (equivalent to 1,141.5 U.S. Dollars)

Cost per Student: is the share of each student (in grade 112- at school; or in kindergarten; or in literacy programs and parallel education on the public level) from the Ministry of Education's operational and developmental budget for educational programs. This is calculated by dividing the annual operational and developmental budget over the expected number of students in a certain year.




## Main Developmental Programs in 2021

No.	Key Projects and Sub-Projects	Budget in U.S. Dollars	Budget in Shekels
1	Building and maintenance of schools, including in Jerusalem and Areas "C"	42,004,828	147,016,898
2	Building and maintenance of vocational schools and colleges	9,893,700	34,627,950
3	Support for [Palestinian] schools in Jerusalem and under Israeli control	23,751,000	83,128,500
4	Production and provision of technological means and programs	5,808,450	20,329,578
5	Establishment of the Educational TV station	653,332	2,286,662
6	Implementing digital strategies, smart learning, and STEAM programs	704,602	2,466,105
7	Develop curriculums and their manuals	828,290	2,899,015
8	Replacing old furniture with new ones, as well as furniture renovation, in current schools	3,012,600	10,544,100
9	Opening of pre-school classrooms in public schools	1,674,000	5,859,000
10	Execution of health, nutrition, and COVID-19 prevention activities	2,645,847	9,260,465
11	Qualify teachers in line with professional educational training policies and standards	168,913	591,196
12	Remedial education (supportive education, compensation for educational loss) for students of the basic stage of education	6,178,997	21,626,490
<b>Total</b>		<b>97,324,559</b>	<b>340,635,959</b>

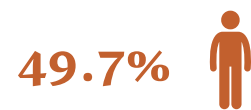
## Number of Schools in 2020-2021 based on the Supervising Body:

Supervising Body	West Bank	Gaza Strip	Total
Government	1,863	422	2,285
UNRWA	96	278	374
Private	384	64	448
<b>Total</b>	<b>2,343</b>	<b>764</b>	<b>3,107</b>



## Number of Students in Palestine (Pre-School, Basic, Secondary) by Gender (in public, UNRWA, and private schools) in 2021

Gender	Total	Percentage
Male	709,308	49.735%
Female	716,870	50.265%
<b>Total</b>	<b>1,426,178</b>	<b>100.00%</b>



## Number of Students in Public Schools (Pre-School, Basic, Secondary) in 2021:

Gender	West Bank	Gaza Strip	Total	Percentage
Male	291,233	137,913	429,146	48.4%
Female	309,522	148,821	458,343	51.6%
<b>Total</b>	<b>600,755</b>	<b>286,734</b>	<b>887,489</b>	<b>100.00%</b>
<b>Percentage</b>	<b>67.7%</b>	<b>32.3%</b>	<b>100%</b>	



## New Public Schools in 2021:


No.	Field	School buildings in 2021			
		Male	Female	Mixed	Total
1	Number of newly completed schools in 2021	9	3	5	17
2	Number of schools which were expanded in 2021	4	1	1	6
3	Number of schools undergoing construction, and which will see the proceeding of construction activities in 2022-2023-	12	7	9	28
4	Number of new schools undergoing expansion and will see the proceeding of that work in 2022-2023-	0	2	3	5
<b>Total</b>		<b>25</b>	<b>13</b>	<b>18</b>	<b>56</b>



## Number of Employees and their Salaries in the Public Sector according to Gender in 2021:

Gender	Male	Female	Total	Percentage of Males	Percentage of Females
No. of Employees	20,286	28,653	48,939	41%	59%
Total Salaries	1,028,107,979	1,404,570,464	2,432,678,442	42%	58%

\* The salaries for the last four months are estimates.




\* The salary gap between males and females decreased significantly, reaching about 1% due to several reasons, including the reduction of the salary gap between sexes in favour of female teachers. Also, the salary gap among senior managers decreased due to raising the salaries of male and female teachers as a result of increasing the nature-of-work allowance (job-specific premium).

### Contact Details of the Ministry of Education:

 Khalil Al-Wazir Street, Al-Masyoun, Ramallah, Palestine

 +970 2 298 3200

 +970 2 298 3222

 [www.moehe.gov.ps](http://www.moehe.gov.ps)

 [www.facebook.com/Palestinian.MOEHE](https://www.facebook.com/Palestinian.MOEHE)

 [www.youtube.com/channel/UCS81H5IYyCffqiiamS0ObqA](https://www.youtube.com/channel/UCS81H5IYyCffqiiamS0ObqA)